

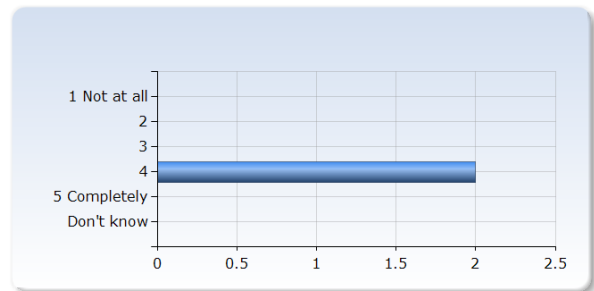


## Course evaluation, Soft Matter (KZ8001), VT19

Respondents: 10  
Answer Count: 2  
Answer Frequency: 20.00 %

### 5. Overall impression

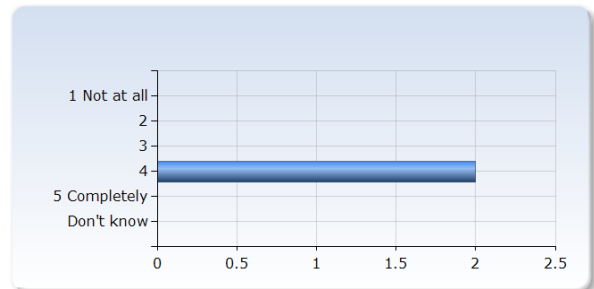
Overall I am satisfied with this course	Number of Responses
1 Not at all	0 (0.0%)
2	0 (0.0%)
3	0 (0.0%)
4	2 (100.0%)
5 Completely	0 (0.0%)
Don't know	0 (0.0%)
Total	2 (100.0%)



### 6. Student contribution

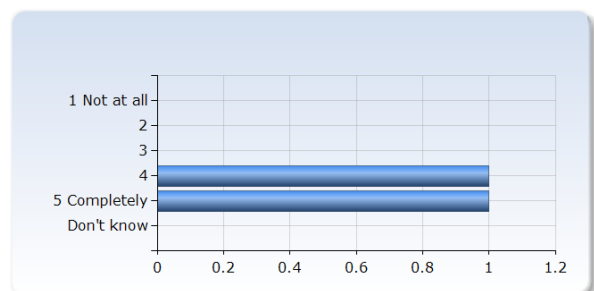
#### I am satisfied with my own effort in the course

I am satisfied with my own effort in the course	Number of Responses
1 Not at all	0 (0.0%)
2	0 (0.0%)
3	0 (0.0%)
4	2 (100.0%)
5 Completely	0 (0.0%)
Don't know	0 (0.0%)
Total	2 (100.0%)



#### I took responsibility for my own learning in the course

I took responsibility for my own learning in the course	Number of Responses
1 Not at all	0 (0.0%)
2	0 (0.0%)
3	0 (0.0%)
4	1 (50.0%)
5 Completely	1 (50.0%)
Don't know	0 (0.0%)
Total	2 (100.0%)



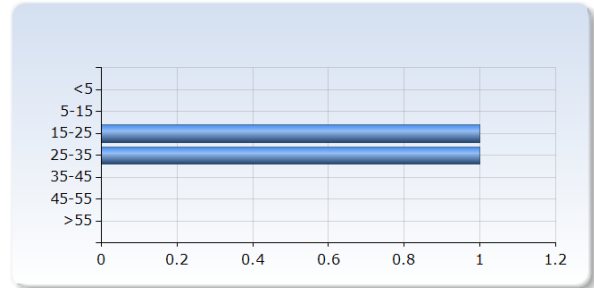


Stockholm  
University

## 7. Work load

Indicate how many hours per week on average you have spent on the course, including self-studies and scheduled study time

	Number of Responses
<5	0 (0.0%)
5-15	0 (0.0%)
15-25	1 (50.0%)
25-35	1 (50.0%)
35-45	0 (0.0%)
45-55	0 (0.0%)
>55	0 (0.0%)
Total	2 (100.0%)

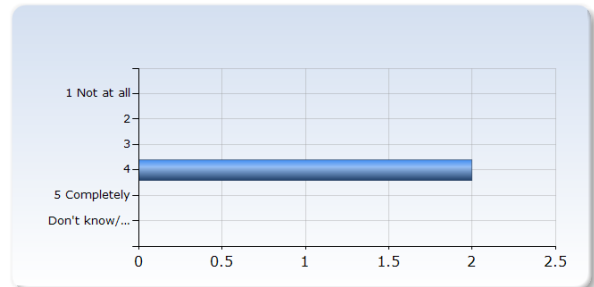




## 8. Clear aims

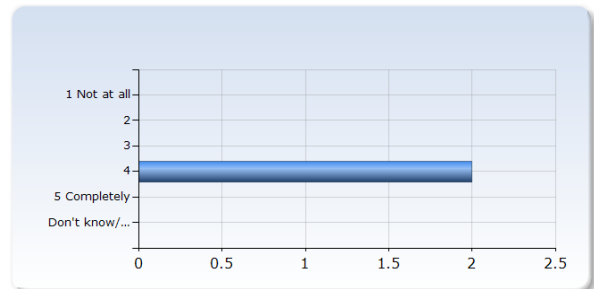
### It was clear to me what I was expected to learn

It was clear to me what I was expected to learn	Number of Responses
1 Not at all	0 (0.0%)
2	0 (0.0%)
3	0 (0.0%)
4	2 (100.0%)
5 Completely	0 (0.0%)
Don't know/ Not relevant	0 (0.0%)
Total	2 (100.0%)



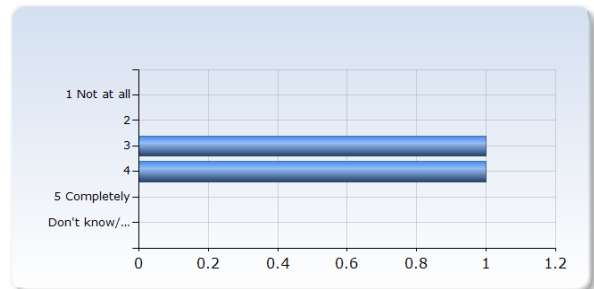
### I felt that the course content and teaching methods were relevant to the learning outcomes

I felt that the course content and teaching methods were relevant to the learning outcomes	Number of Responses
1 Not at all	0 (0.0%)
2	0 (0.0%)
3	0 (0.0%)
4	2 (100.0%)
5 Completely	0 (0.0%)
Don't know/ Not relevant	0 (0.0%)
Total	2 (100.0%)



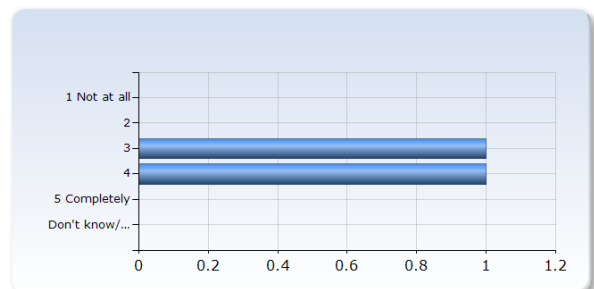
### The examination tested how well I had achieved the learning outcomes

The examination tested how well I had achieved the learning outcomes	Number of Responses
1 Not at all	0 (0.0%)
2	0 (0.0%)
3	1 (50.0%)
4	1 (50.0%)
5 Completely	0 (0.0%)
Don't know/ Not relevant	0 (0.0%)
Total	2 (100.0%)



### The course corresponded to my expectations

The course corresponded to my expectations	Number of Responses
1 Not at all	0 (0.0%)
2	0 (0.0%)
3	1 (50.0%)
4	1 (50.0%)
5 Completely	0 (0.0%)
Don't know/ Not relevant	0 (0.0%)
Total	2 (100.0%)

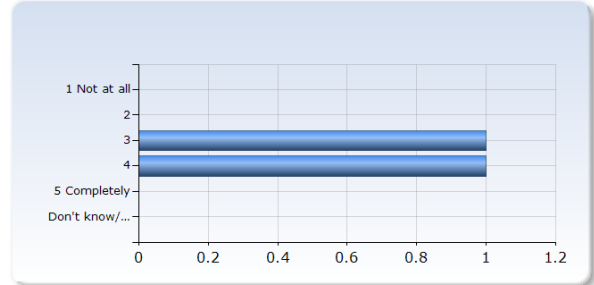




Stockholm  
University

### I feel that I will have use of what I have learnt after my studies

I feel that I will have use of what I have learnt after my studies	Number of Responses
1 Not at all	0 (0.0%)
2	0 (0.0%)
3	1 (50.0%)
4	1 (50.0%)
5 Completely	0 (0.0%)
Don't know/ Not relevant	0 (0.0%)
Total	2 (100.0%)

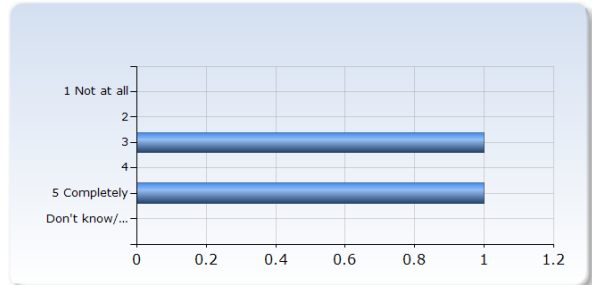




## 9. Good teaching

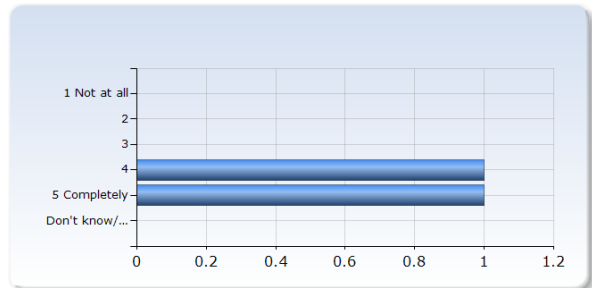
### The course prerequisites were sufficient to follow the course

The course prerequisites were sufficient to follow the course	Number of Responses
1 Not at all	0 (0.0%)
2	0 (0.0%)
3	1 (50.0%)
4	0 (0.0%)
5 Completely	1 (50.0%)
Don't know/ Not relevant	0 (0.0%)
Total	2 (100.0%)



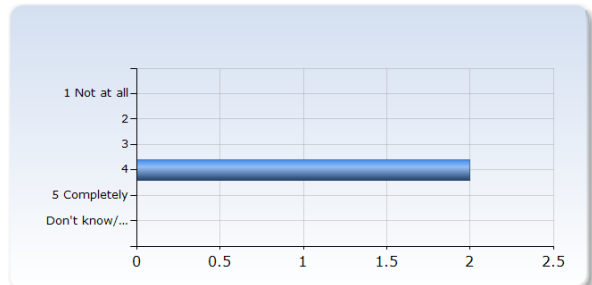
### I felt that the course was well structured

I felt that the course was well structured	Number of Responses
1 Not at all	0 (0.0%)
2	0 (0.0%)
3	0 (0.0%)
4	1 (50.0%)
5 Completely	1 (50.0%)
Don't know/ Not relevant	0 (0.0%)
Total	2 (100.0%)



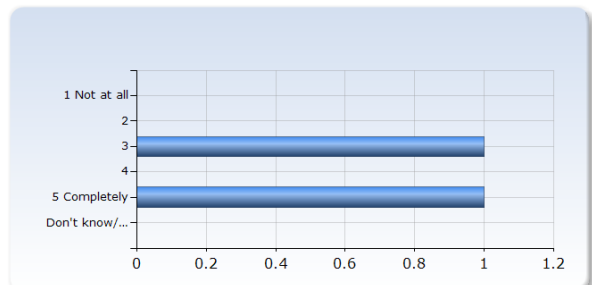
### I felt that the teachers have helped me to reach the learning outcomes

I felt that the teachers have helped me to reach the learning outcomes	Number of Responses
1 Not at all	0 (0.0%)
2	0 (0.0%)
3	0 (0.0%)
4	2 (100.0%)
5 Completely	0 (0.0%)
Don't know/ Not relevant	0 (0.0%)
Total	2 (100.0%)



### I could understand what was being taught

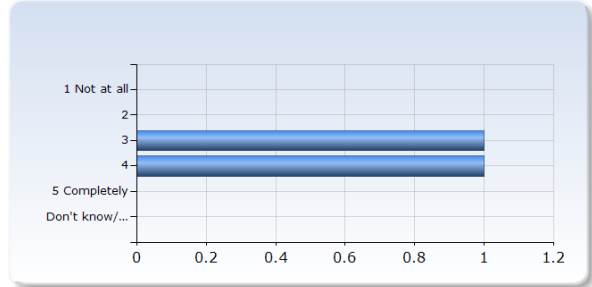
I could understand what was being taught	Number of Responses
1 Not at all	0 (0.0%)
2	0 (0.0%)
3	1 (50.0%)
4	0 (0.0%)
5 Completely	1 (50.0%)
Don't know/ Not relevant	0 (0.0%)
Total	2 (100.0%)





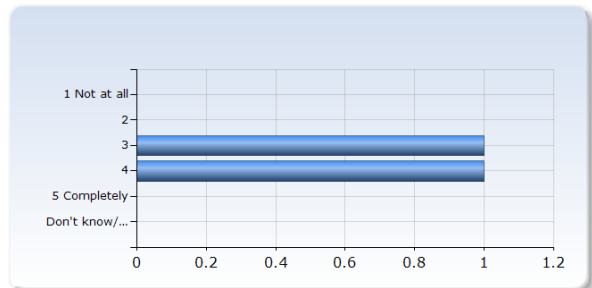
### I have received constructive feedback on my performance

I have received constructive feedback on my performance	Number of Responses
1 Not at all	0 (0.0%)
2	0 (0.0%)
3	1 (50.0%)
4	1 (50.0%)
5 Completely	0 (0.0%)
Don't know/ Not relevant	0 (0.0%)
Total	2 (100.0%)



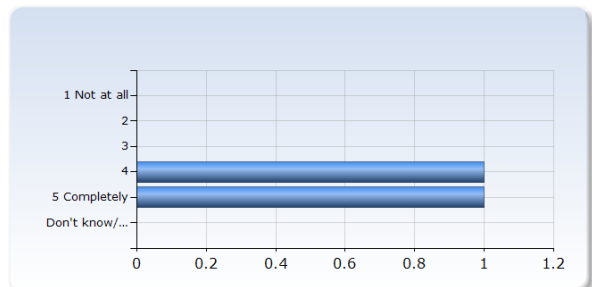
### I was encouraged to reflect on my learning during the course

I was encouraged to reflect on my learning during the course	Number of Responses
1 Not at all	0 (0.0%)
2	0 (0.0%)
3	1 (50.0%)
4	1 (50.0%)
5 Completely	0 (0.0%)
Don't know/ Not relevant	0 (0.0%)
Total	2 (100.0%)



### The course material helped me in my work to achieve the learning outcomes (literature, e-resources etc.)

The course material helped me in my work to achieve the learning outcomes (literature, e-resources etc.)	Number of Responses
1 Not at all	0 (0.0%)
2	0 (0.0%)
3	0 (0.0%)
4	1 (50.0%)
5 Completely	1 (50.0%)
Don't know/ Not relevant	0 (0.0%)
Total	2 (100.0%)

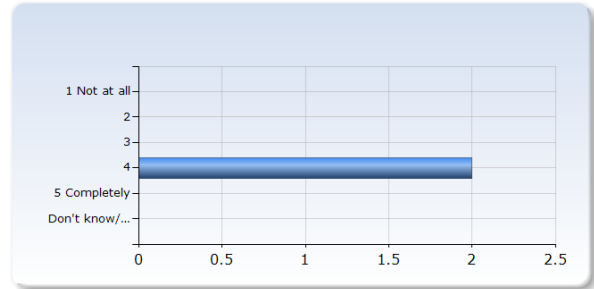




## 10. Administration and study environment

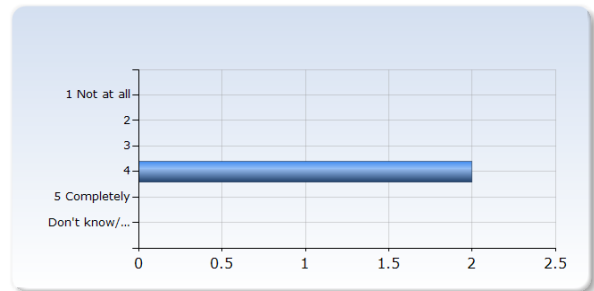
### I felt that the course was well organized

I felt that the course was well organized	Number of Responses
1 Not at all	0 (0.0%)
2	0 (0.0%)
3	0 (0.0%)
4	2 (100.0%)
5 Completely	0 (0.0%)
Don't know/ Not relevant	0 (0.0%)
Total	2 (100.0%)



### I have been able to find the information I felt I needed before and during the course

I have been able to find the information I felt I needed before and during the course	Number of Responses
1 Not at all	0 (0.0%)
2	0 (0.0%)
3	0 (0.0%)
4	2 (100.0%)
5 Completely	0 (0.0%)
Don't know/ Not relevant	0 (0.0%)
Total	2 (100.0%)



### I was able to get support when I needed it

I was able to get support when I needed it	Number of Responses
1 Not at all	0 (0.0%)
2	0 (0.0%)
3	0 (0.0%)
4	1 (50.0%)
5 Completely	0 (0.0%)
Don't know/ Not relevant	1 (50.0%)
Total	2 (100.0%)

