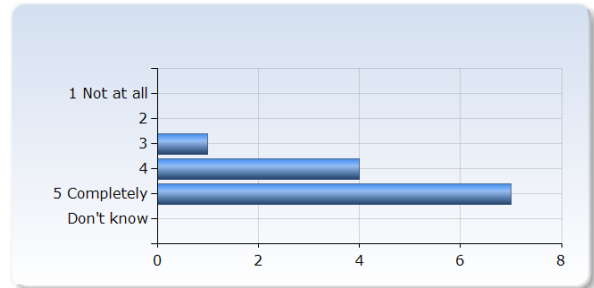


Course evaluation KB7000-KB7015_VT20 Structures and dynamics of biological membranes (7,5 hp)

Respondents: 38
Answer Count: 12
Answer Frequency: 31.58%

4. Overall impression

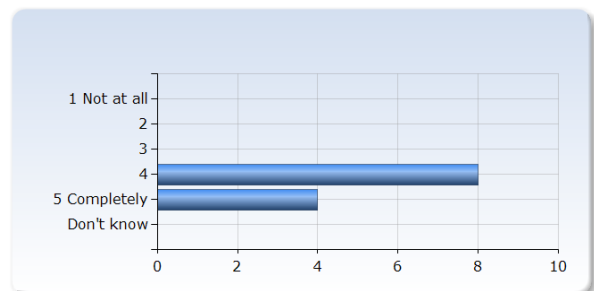
Overall I am satisfied with this course	Number of Responses
1 Not at all	0 (0.0%)
2	0 (0.0%)
3	1 (8.3%)
4	4 (33.3%)
5 Completely	7 (58.3%)
Don't know	0 (0.0%)
Total	12 (100.0%)



5. Student contribution

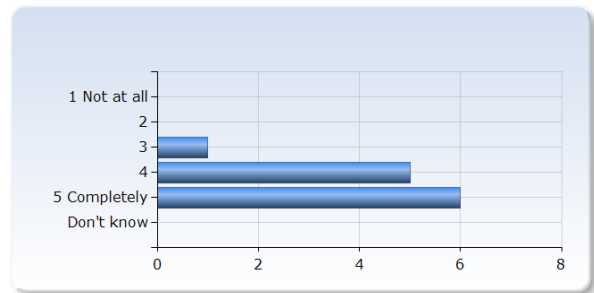
I am satisfied with my own effort in the course

I am satisfied with my own effort in the course	Number of Responses
1 Not at all	0 (0.0%)
2	0 (0.0%)
3	0 (0.0%)
4	8 (66.7%)
5 Completely	4 (33.3%)
Don't know	0 (0.0%)
Total	12 (100.0%)



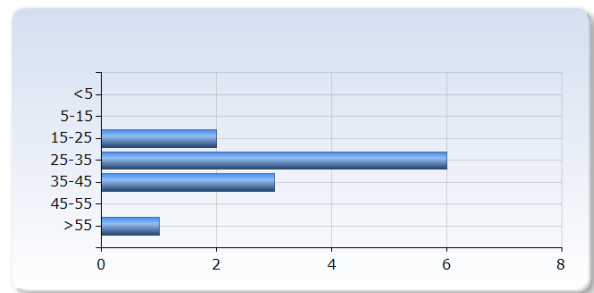
I took responsibility for my own learning in the course

I took responsibility for my own learning in the course	Number of Responses
1 Not at all	0 (0.0%)
2	0 (0.0%)
3	1 (8.3%)
4	5 (41.7%)
5 Completely	6 (50.0%)
Don't know	0 (0.0%)
Total	12 (100.0%)



6. Work load

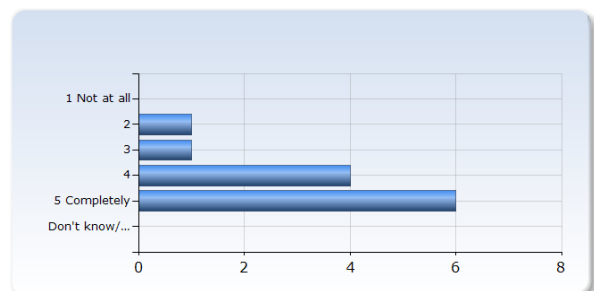
Indicate how many hours per week on average you have spent on the course, including self-studies and scheduled study time	Number of Responses
<5	0 (0.0%)
5-15	0 (0.0%)
15-25	2 (16.7%)
25-35	6 (50.0%)
35-45	3 (25.0%)
45-55	0 (0.0%)
>55	1 (8.3%)
Total	12 (100.0%)



7. Clear aims

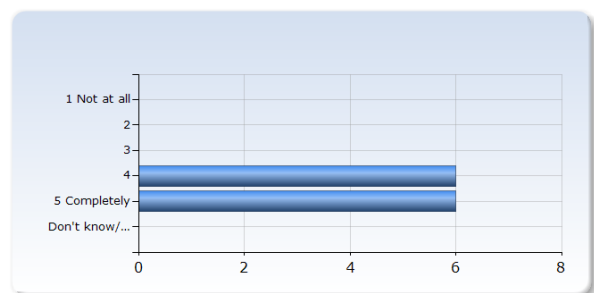
It was clear to me what I was expected to learn

It was clear to me what I was expected to learn	Number of Responses
1 Not at all	0 (0.0%)
2	1 (8.3%)
3	1 (8.3%)
4	4 (33.3%)
5 Completely	6 (50.0%)
Don't know/ Not relevant	0 (0.0%)
Total	12 (100.0%)



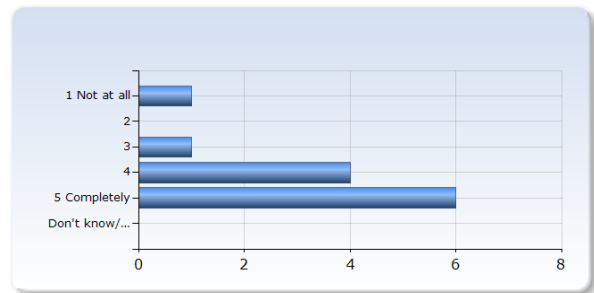
I felt that the course content and teaching methods were relevant to the learning outcomes

I felt that the course content and teaching methods were relevant to the learning outcomes	Number of Responses
1 Not at all	0 (0.0%)
2	0 (0.0%)
3	0 (0.0%)
4	6 (50.0%)
5 Completely	6 (50.0%)
Don't know/ Not relevant	0 (0.0%)
Total	12 (100.0%)



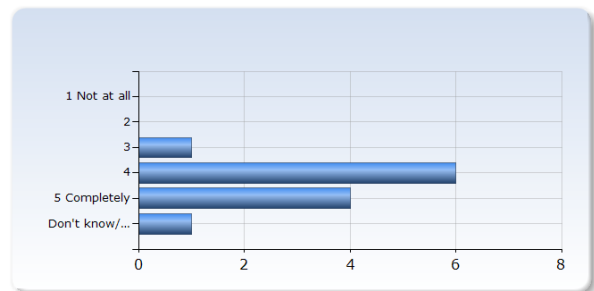
The examination tested how well I had achieved the learning outcomes

The examination tested how well I had achieved the learning outcomes	Number of Responses
1 Not at all	1 (8.3%)
2	0 (0.0%)
3	1 (8.3%)
4	4 (33.3%)
5 Completely	6 (50.0%)
Don't know/ Not relevant	0 (0.0%)
Total	12 (100.0%)



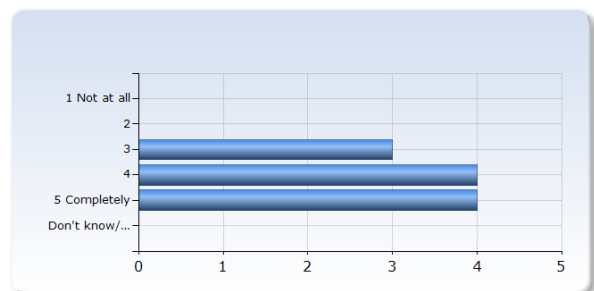
The course corresponded to my expectations

The course corresponded to my expectations	Number of Responses
1 Not at all	0 (0.0%)
2	0 (0.0%)
3	1 (8.3%)
4	6 (50.0%)
5 Completely	4 (33.3%)
Don't know/ Not relevant	1 (8.3%)
Total	12 (100.0%)



I feel that I will have use of what I have learnt after my studies

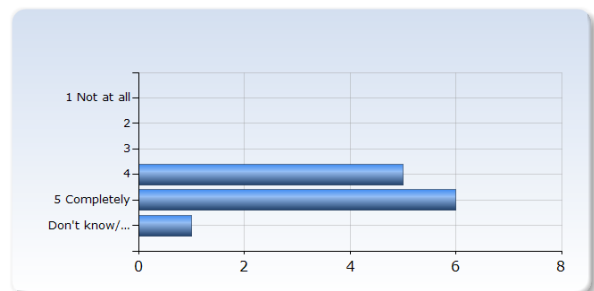
I feel that I will have use of what I have learnt after my studies	Number of Responses
1 Not at all	0 (0.0%)
2	0 (0.0%)
3	3 (27.3%)
4	4 (36.4%)
5 Completely	4 (36.4%)
Don't know/ Not relevant	0 (0.0%)
Total	11 (100.0%)



8. Good teaching

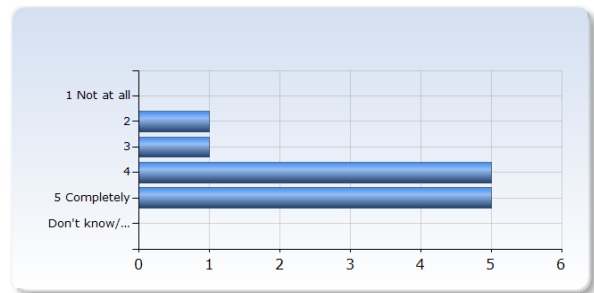
The course prerequisites were sufficient to follow the course

The course prerequisites were sufficient to follow the course	Number of Responses
1 Not at all	0 (0.0%)
2	0 (0.0%)
3	0 (0.0%)
4	5 (41.7%)
5 Completely	6 (50.0%)
Don't know/ Not relevant	1 (8.3%)
Total	12 (100.0%)



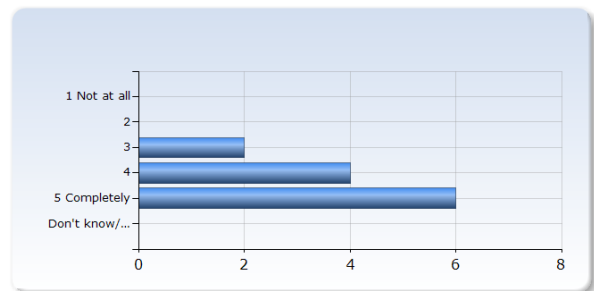
I felt that the course was well structured

I felt that the course was well structured	Number of Responses
1 Not at all	0 (0.0%)
2	1 (8.3%)
3	1 (8.3%)
4	5 (41.7%)
5 Completely	5 (41.7%)
Don't know/ Not relevant	0 (0.0%)
Total	12 (100.0%)



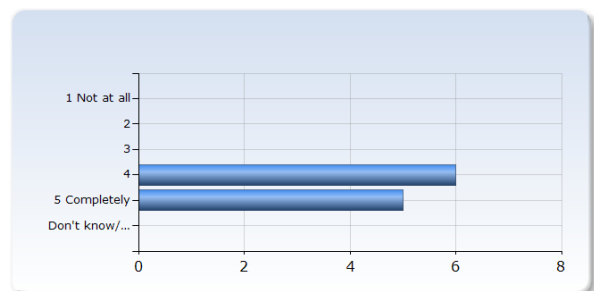
I felt that the teachers have helped me to reach the learning outcomes

I felt that the teachers have helped me to reach the learning outcomes	Number of Responses
1 Not at all	0 (0.0%)
2	0 (0.0%)
3	2 (16.7%)
4	4 (33.3%)
5 Completely	6 (50.0%)
Don't know/ Not relevant	0 (0.0%)
Total	12 (100.0%)



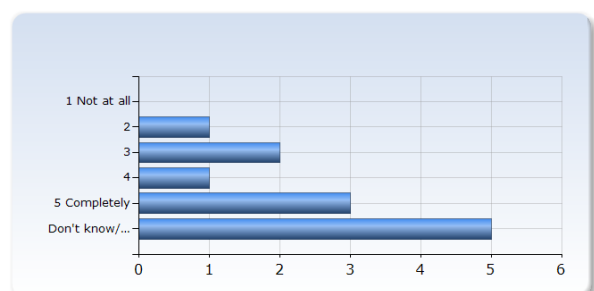
I could understand what was being taught

I could understand what was being taught	Number of Responses
1 Not at all	0 (0.0%)
2	0 (0.0%)
3	0 (0.0%)
4	6 (54.5%)
5 Completely	5 (45.5%)
Don't know/ Not relevant	0 (0.0%)
Total	11 (100.0%)



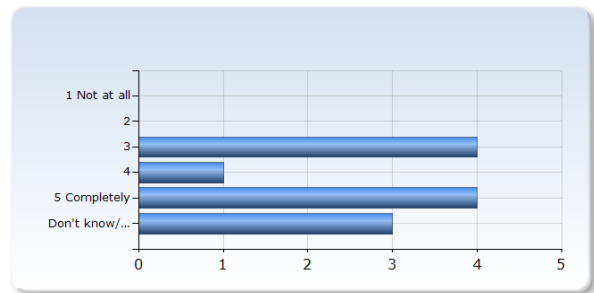
I have received constructive feedback on my performance

I have received constructive feedback on my performance	Number of Responses
1 Not at all	0 (0.0%)
2	1 (8.3%)
3	2 (16.7%)
4	1 (8.3%)
5 Completely	3 (25.0%)
Don't know/ Not relevant	5 (41.7%)
Total	12 (100.0%)



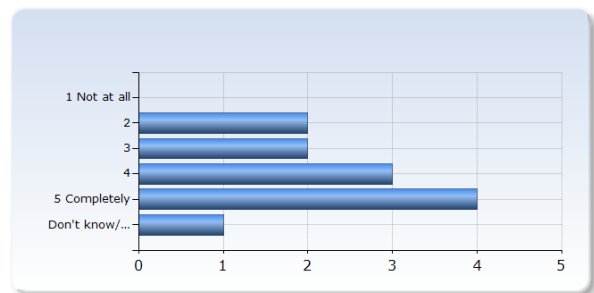
I was encouraged to reflect on my learning during the course

I was encouraged to reflect on my learning during the course	Number of Responses
1 Not at all	0 (0.0%)
2	0 (0.0%)
3	4 (33.3%)
4	1 (8.3%)
5 Completely	4 (33.3%)
Don't know/ Not relevant	3 (25.0%)
Total	12 (100.0%)



The course material helped me in my work to achieve the learning outcomes (literature, e-resources etc.)

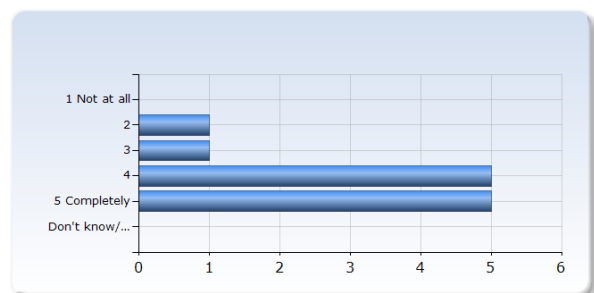
The course material helped me in my work to achieve the learning outcomes (literature, e-resources etc.)	Number of Responses
1 Not at all	0 (0.0%)
2	2 (16.7%)
3	2 (16.7%)
4	3 (25.0%)
5 Completely	4 (33.3%)
Don't know/ Not relevant	1 (8.3%)
Total	12 (100.0%)



9. Administration and study environment

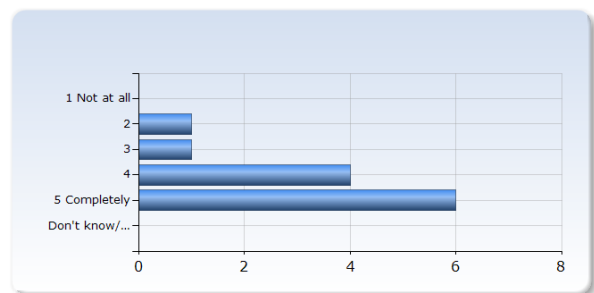
I felt that the course was well organized

I felt that the course was well organized	Number of Responses
1 Not at all	0 (0.0%)
2	1 (8.3%)
3	1 (8.3%)
4	5 (41.7%)
5 Completely	5 (41.7%)
Don't know/ Not relevant	0 (0.0%)
Total	12 (100.0%)



I have been able to find the information I felt I needed before and during the course

I have been able to find the information I felt I needed before and during the course	Number of Responses
1 Not at all	0 (0.0%)
2	1 (8.3%)
3	1 (8.3%)
4	4 (33.3%)
5 Completely	6 (50.0%)
Don't know/ Not relevant	0 (0.0%)
Total	12 (100.0%)



I was able to get support when I needed it

I was able to get support when I needed it	Number of Responses
1 Not at all	0 (0.0%)
2	0 (0.0%)
3	2 (16.7%)
4	4 (33.3%)
5 Completely	6 (50.0%)
Don't know/ Not relevant	0 (0.0%)
Total	12 (100.0%)

