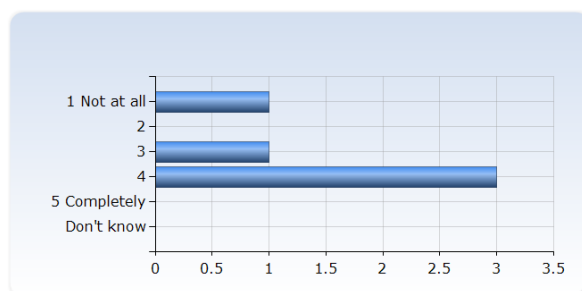


## Course evaluation KO7008\_VT20 Physical Organic Chemistry (15 hp)

Respondents: 6  
Answer Count: 5  
Answer Frequency: 83.33%

### 4. Overall impression

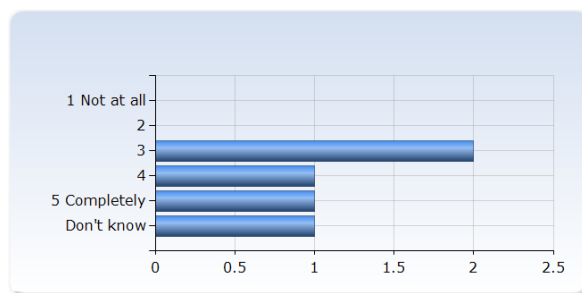
Overall I am satisfied with this course	Number of Responses
1 Not at all	1 (20.0%)
2	0 (0.0%)
3	1 (20.0%)
4	3 (60.0%)
5 Completely	0 (0.0%)
Don't know	0 (0.0%)
Total	5 (100.0%)



### 5. Student contribution

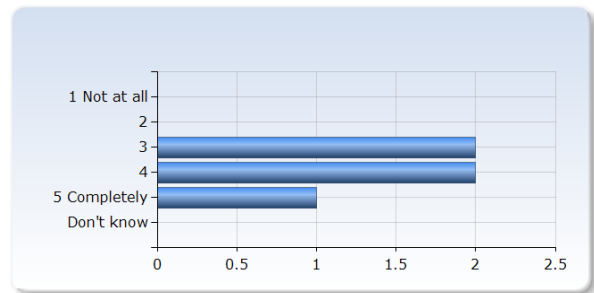
#### I am satisfied with my own effort in the course

I am satisfied with my own effort in the course	Number of Responses
1 Not at all	0 (0.0%)
2	0 (0.0%)
3	2 (40.0%)
4	1 (20.0%)
5 Completely	1 (20.0%)
Don't know	1 (20.0%)
Total	5 (100.0%)



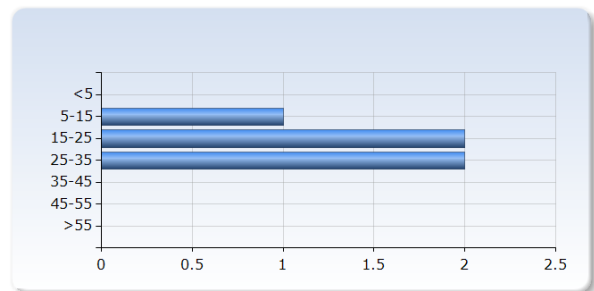
## I took responsibility for my own learning in the course

I took responsibility for my own learning in the course	Number of Responses
1 Not at all	0 (0.0%)
2	0 (0.0%)
3	2 (40.0%)
4	2 (40.0%)
5 Completely	1 (20.0%)
Don't know	0 (0.0%)
Total	5 (100.0%)



## 6. Work load

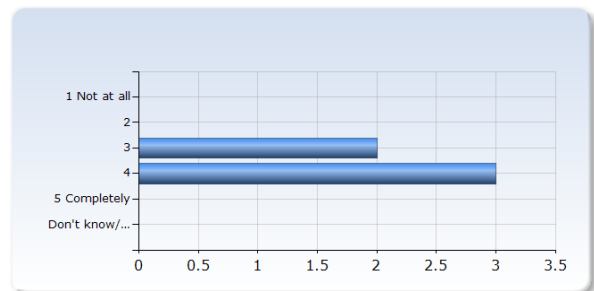
Indicate how many hours per week on average you have spent on the course, including self-studies and scheduled study time	Number of Responses
<5	0 (0.0%)
5-15	1 (20.0%)
15-25	2 (40.0%)
25-35	2 (40.0%)
35-45	0 (0.0%)
45-55	0 (0.0%)
>55	0 (0.0%)
Total	5 (100.0%)



## 7. Clear aims

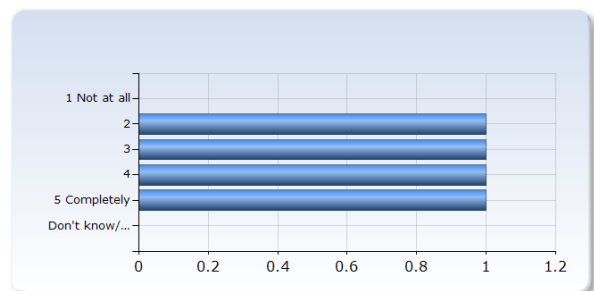
### It was clear to me what I was expected to learn

It was clear to me what I was expected to learn	Number of Responses
1 Not at all	0 (0.0%)
2	0 (0.0%)
3	2 (40.0%)
4	3 (60.0%)
5 Completely	0 (0.0%)
Don't know/ Not relevant	0 (0.0%)
Total	5 (100.0%)



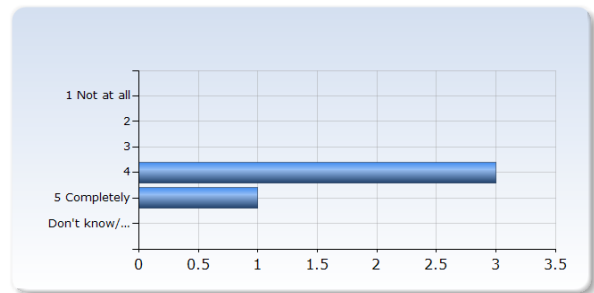
### I felt that the course content and teaching methods were relevant to the learning outcomes

I felt that the course content and teaching methods were relevant to the learning outcomes	Number of Responses
1 Not at all	0 (0.0%)
2	1 (25.0%)
3	1 (25.0%)
4	1 (25.0%)
5 Completely	1 (25.0%)
Don't know/ Not relevant	0 (0.0%)
Total	4 (100.0%)



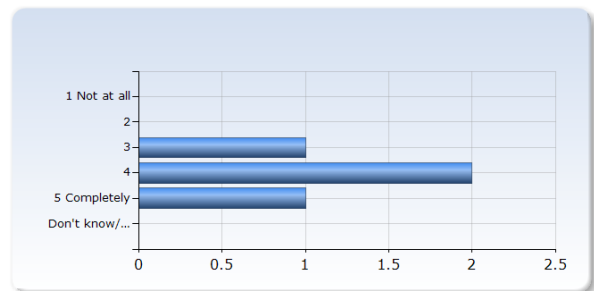
## The examination tested how well I had achieved the learning outcomes

The examination tested how well I had achieved the learning outcomes	Number of Responses
1 Not at all	0 (0.0%)
2	0 (0.0%)
3	0 (0.0%)
4	3 (75.0%)
5 Completely	1 (25.0%)
Don't know/ Not relevant	0 (0.0%)
Total	4 (100.0%)



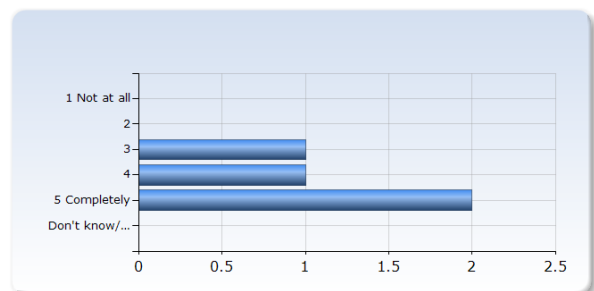
## The course corresponded to my expectations

The course corresponded to my expectations	Number of Responses
1 Not at all	0 (0.0%)
2	0 (0.0%)
3	1 (25.0%)
4	2 (50.0%)
5 Completely	1 (25.0%)
Don't know/ Not relevant	0 (0.0%)
Total	4 (100.0%)



## I feel that I will have use of what I have learnt after my studies

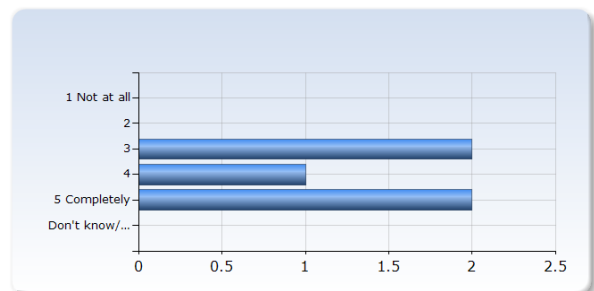
I feel that I will have use of what I have learnt after my studies	Number of Responses
1 Not at all	0 (0.0%)
2	0 (0.0%)
3	1 (25.0%)
4	1 (25.0%)
5 Completely	2 (50.0%)
Don't know/ Not relevant	0 (0.0%)
Total	4 (100.0%)



## 8. Good teaching

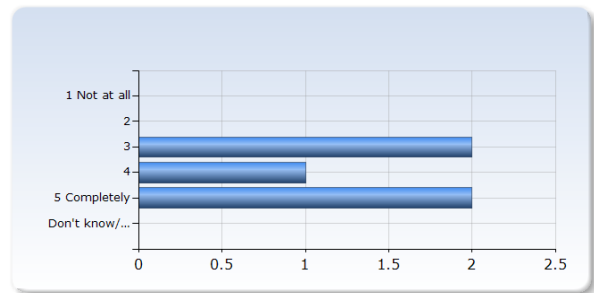
### The course prerequisites were sufficient to follow the course

The course prerequisites were sufficient to follow the course	Number of Responses
1 Not at all	0 (0.0%)
2	0 (0.0%)
3	2 (40.0%)
4	1 (20.0%)
5 Completely	2 (40.0%)
Don't know/ Not relevant	0 (0.0%)
Total	5 (100.0%)



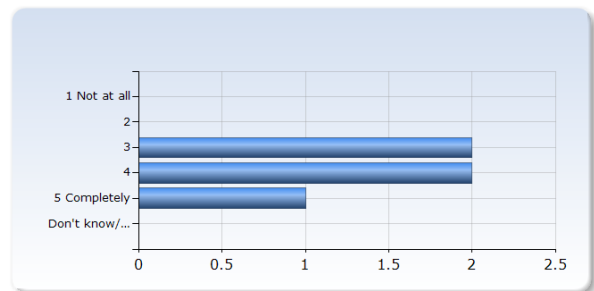
### I felt that the course was well structured

I felt that the course was well structured	Number of Responses
1 Not at all	0 (0.0%)
2	0 (0.0%)
3	2 (40.0%)
4	1 (20.0%)
5 Completely	2 (40.0%)
Don't know/ Not relevant	0 (0.0%)
Total	5 (100.0%)



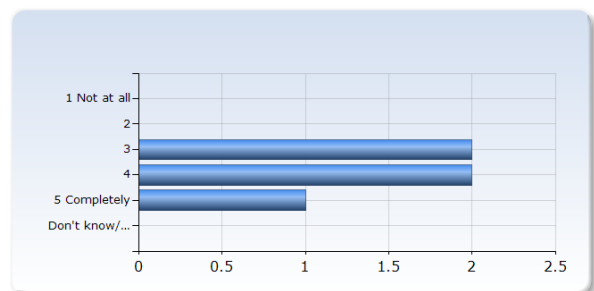
### I felt that the teachers have helped me to reach the learning outcomes

I felt that the teachers have helped me to reach the learning outcomes	Number of Responses
1 Not at all	0 (0.0%)
2	0 (0.0%)
3	2 (40.0%)
4	2 (40.0%)
5 Completely	1 (20.0%)
Don't know/ Not relevant	0 (0.0%)
Total	5 (100.0%)



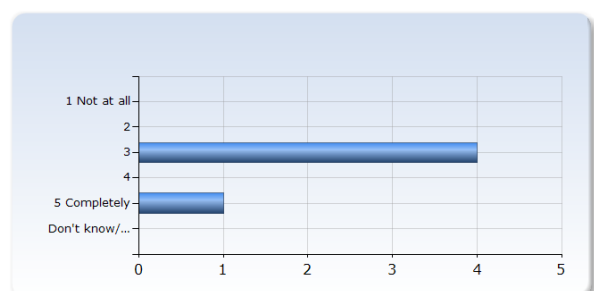
### I could understand what was being taught

I could understand what was being taught	Number of Responses
1 Not at all	0 (0.0%)
2	0 (0.0%)
3	2 (40.0%)
4	2 (40.0%)
5 Completely	1 (20.0%)
Don't know/ Not relevant	0 (0.0%)
Total	5 (100.0%)



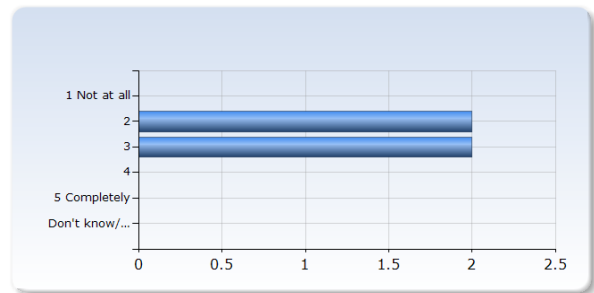
### I have received constructive feedback on my performance

I have received constructive feedback on my performance	Number of Responses
1 Not at all	0 (0.0%)
2	0 (0.0%)
3	4 (80.0%)
4	0 (0.0%)
5 Completely	1 (20.0%)
Don't know/ Not relevant	0 (0.0%)
Total	5 (100.0%)



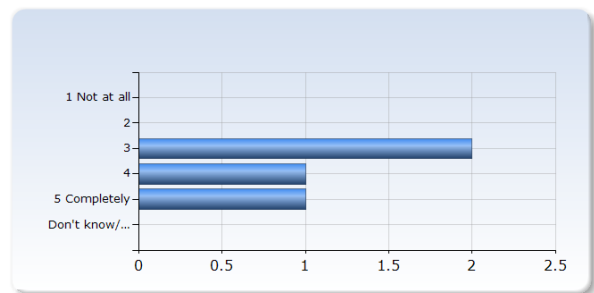
## I was encouraged to reflect on my learning during the course

I was encouraged to reflect on my learning during the course	Number of Responses
1 Not at all	0 (0.0%)
2	2 (50.0%)
3	2 (50.0%)
4	0 (0.0%)
5 Completely	0 (0.0%)
Don't know/ Not relevant	0 (0.0%)
Total	4 (100.0%)



## The course material helped me in my work to achieve the learning outcomes (literature, e-resources etc.)

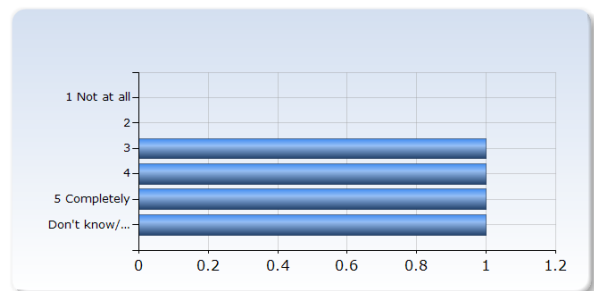
The course material helped me in my work to achieve the learning outcomes (literature, e-resources etc.)	Number of Responses
1 Not at all	0 (0.0%)
2	0 (0.0%)
3	2 (50.0%)
4	1 (25.0%)
5 Completely	1 (25.0%)
Don't know/ Not relevant	0 (0.0%)
Total	4 (100.0%)



## 9. Administration and study environment

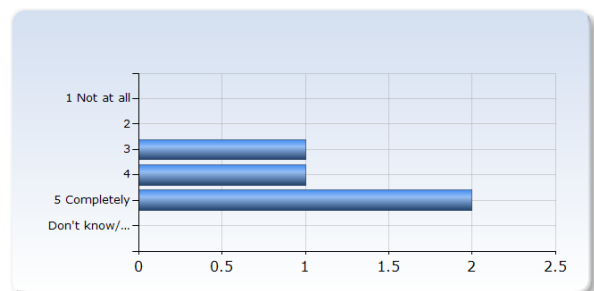
### I felt that the course was well organized

I felt that the course was well organized	Number of Responses
1 Not at all	0 (0.0%)
2	0 (0.0%)
3	1 (25.0%)
4	1 (25.0%)
5 Completely	1 (25.0%)
Don't know/ Not relevant	1 (25.0%)
Total	4 (100.0%)



### I have been able to find the information I felt I needed before and during the course

I have been able to find the information I felt I needed before and during the course	Number of Responses
1 Not at all	0 (0.0%)
2	0 (0.0%)
3	1 (25.0%)
4	1 (25.0%)
5 Completely	2 (50.0%)
Don't know/ Not relevant	0 (0.0%)
Total	4 (100.0%)



## I was able to get support when I needed it

I was able to get support when I needed it	Number of Responses
1 Not at all	0 (0.0%)
2	0 (0.0%)
3	0 (0.0%)
4	3 (75.0%)
5 Completely	1 (25.0%)
Don't know/ Not relevant	0 (0.0%)
Total	4 (100.0%)

